

LINE ECO Recessed

LE50FD



LE50FD

Basic Parameters

Material	AL6063-T5,spraying surface
IP Grade	IP20
Warranty	5 years

Electrical Parameters

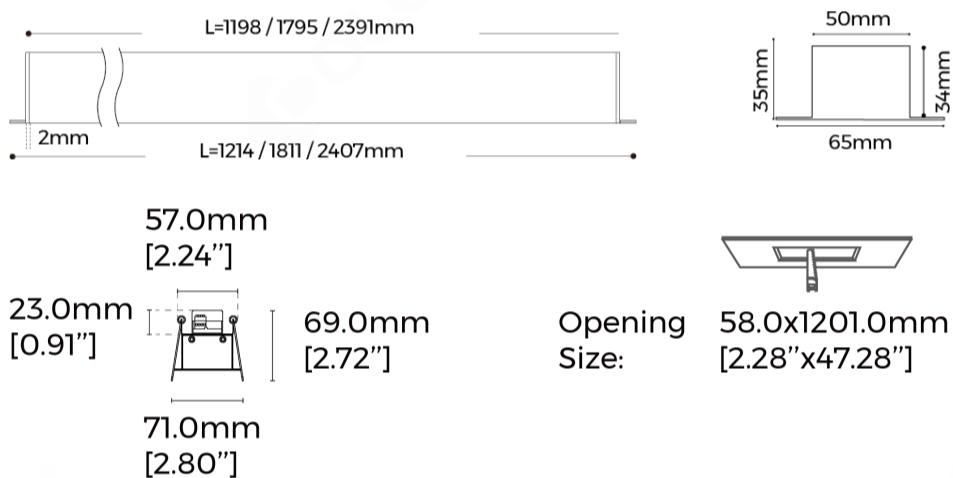
Input Voltage	AC200-240V
Control	Non-Dimming,1-10V Dimming,DALI Dimming

Optical Parameters

Version	High efficiency,High efficiency-3 CCT Dial Switch,Regular,Regular-3 CCT Dial Switch
SDCM	<3 Step (ANSI)
Length	1200mm,1800mm,2400mm
CRI	>80,>90
CCT	2700K,3000K,4000K,6500K,3000K-4200K-6500K

Luminous Efficacy	110LM/W(Regular),135LM/W(High efficiency-3CCT Dial switch) 150LM/W(High efficiency),110LM/W(Regular-3CCT Dial switch)
-------------------	---

Dimensions



Luminaire Parameters

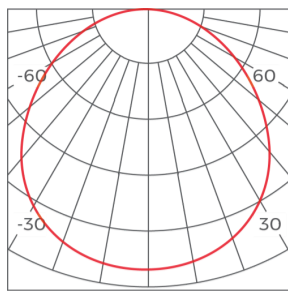
Version	Length	Type Power (W)	PCB Current(A)	CRI	CCT	Lumens(LM) @White,Sliver	Lumens(LM) @Black
Regular-3 CCT Dial Switch	1200mm	38W	0.85	>80	3000K-4200K-6500K	3800/4180/3800	3420/3762/3420
Regular-3 CCT Dial Switch	1800mm	58W	1.3	>80	3000K-4200K-6500K	5800/6380/5800	5220/5742/5220
Regular-3 CCT Dial Switch	2400mm	76W	1.7	>80	3000K-4200K-6500K	7600/8360/7600	6840/7524/6840
Regular-3 CCT Dial Switch	1200mm	38W	0.85	>90	3000K-4200K-6500K	3268/3594/3268	2941/3235/2941
Regular-3 CCT Dial Switch	1800mm	58W	1.3	>90	3000K-4200K-6500K	4988/5486/4988	4489/4938/4489
Regular-3 CCT Dial Switch	2400mm	76W	1.7	>90	3000K-4200K-6500K	6536/7189/6536	5882/6470/5882
Regular	1200mm	38W	0.85	>80	4000K	4180	3762
Regular	1800mm	58W	1.3	>80	4000K	6380	5742
Regular	2400mm	76W	1.7	>80	4000K	8360	7524
Regular	1200mm	38W	0.85	>90	4000K	3594	3235
Regular	1800mm	58W	1.3	>90	4000K	5486	4938
Regular	2400mm	76W	1.7	>90	4000K	7189	6470
Regular	1200mm	38W	0.85	>80	2700K	3553	3197
Regular	1800mm	58W	1.3	>80	2700K	5423	4880
Regular	2400mm	76W	1.7	>80	2700K	7106	6395
Regular	1200mm	38W	0.85	>90	2700K	3055	2750
Regular	1800mm	58W	1.3	>90	2700K	4663	4197

Regular	2400mm	76W	1.7	>90	2700K	6111	5500
Regular	1200mm	38W	0.85	>80	3000K	3762	3385
Regular	1800mm	58W	1.3	>80	3000K	5742	5167
Regular	2400mm	76W	1.7	>80	3000K	7524	6771
Regular	1200mm	38W	0.85	>90	3000K	3235	2911
Regular	1800mm	58W	1.3	>90	3000K	4938	4444
Regular	2400mm	76W	1.7	>90	3000K	6470	5823
Regular	1200mm	38W	0.85	>80	6500K	4180	3762
Regular	1800mm	58W	1.3	>80	6500K	6380	5742
Regular	2400mm	76W	1.7	>80	6500K	8360	7524
Regular	1200mm	38W	0.85	>90	6500K	3594	3235
Regular	1800mm	58W	1.3	>90	6500K	5486	4938
Regular	2400mm	76W	1.7	>90	6500K	7189	6470
High-Efficiency	1200mm	28W	0.65	>80	4000K	4200	3780
High-Efficiency	1800mm	42W	1	>80	4000K	6300	5670
High-Efficiency	2400mm	56W	1.3	>80	4000K	8400	7560
High-Efficiency	1200mm	28W	0.65	>90	4000K	3864	3477
High-Efficiency	1800mm	42W	1	>90	4000K	5796	5216
High-Efficiency	2400mm	56W	1.3	>90	4000K	7728	6955
High-Efficiency	1200mm	28W	0.65	>80	2700K	3990	3591
High-Efficiency	1800mm	42W	1	>80	2700K	5985	5386
High-Efficiency	2400mm	56W	1.3	>80	2700K	7980	7182
High-Efficiency	1200mm	28W	0.65	>90	2700K	3670	3303
High-Efficiency	1800mm	42W	1	>90	2700K	5506	4955
High-Efficiency	2400mm	56W	1.3	>90	2700K	7341	6607
High-Efficiency	1200mm	28W	0.65	>80	3000K	4200	3780
High-Efficiency	1800mm	42W	1	>80	3000K	6300	5670
High-Efficiency	2400mm	56W	1.3	>80	3000K	8400	7560
High-Efficiency	1200mm	28W	0.65	>90	3000K	3864	3477
High-Efficiency	1800mm	42W	1	>90	3000K	5796	5216
High-Efficiency	2400mm	56W	1.3	>90	3000K	7728	6955
High-Efficiency	1200mm	28W	0.65	>80	6500K	4200	3780
High-Efficiency	1800mm	42W	1	>80	6500K	6300	5670
High-Efficiency	2400mm	56W	1.3	>80	6500K	8400	7560
High-Efficiency	1200mm	28W	0.65	>90	6500K	3864	3477
High-Efficiency	1800mm	42W	1	>90	6500K	5796	5216
High-Efficiency	2400mm	56W	1.3	>90	6500K	7728	6955
High efficiency-3 CCT Dial Switch	1200mm	28W	0.65	>80	3000K-4200K-6500K	3500/3780/3640	3150/3402/3276
High efficiency-3 CCT Dial Switch	1800mm	42W	1	>80	3000K-4200K-6500K	5250/5670/5460	4725/5103/4914
High efficiency-3 CCT Dial Switch	2400mm	56W	1.3	>80	3000K-4200K-6500K	7000/7560/7280	6300/6804/6552
High efficiency-3 CCT Dial Switch	1200mm	28W	0.65	>90	3000K-4200K-6500K	3220/3477/3348	2898/3129/3013
High efficiency-3 CCT Dial Switch	1800mm	42W	1	>90	3000K-4200K-6500K	4830/5216/5023	4347/4694/4520
High efficiency-3 CCT Dial Switch	2400mm	56W	1.3	>90	3000K-4200K-6500K	6440/6955/6697	5796/6259/6027

1. The output data is based on the testing result of Ra80,4000k,white luminaires;
2. The tolerance of output data can be vary up to 10%;
3. The output data is typical value;

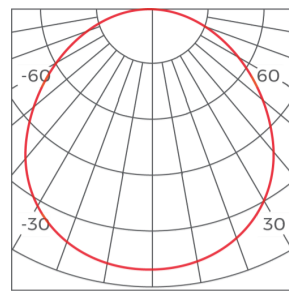
Light Distribution

Regular-100°



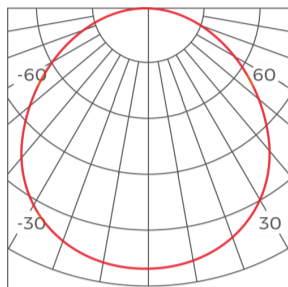
h(m)	D(cm)	E(lx)
1	248	1602
2	498	401
3	747	178
4	995	100

High efficiency-100°



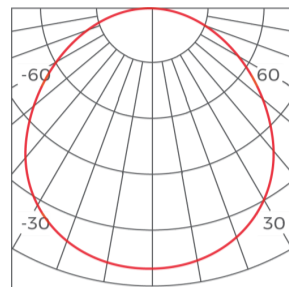
h(m)	D(cm)	E(lx)
1	248	1777
2	497	444
3	745	198
4	993	111

Regular-3CCT Dial Switch-100°



h(m)	D(cm)	E(lx)
1	251	1504
2	503	376
3	754	167
4	1005	94

High efficiency-3CCT Dial Switch-100°



h(m)	D(cm)	E(lx)
1	251	1804
2	503	451
3	754	200
4	1005	94

*The above data is based on a white coated, 1200mm length lamp with Ra80,4000K.

Packing

Size (mm/box)	Quantity /box	QTY/CTN	NW (kg/box)	N. WT (ctn)	G.WT (ctn)	Size (cm/carton)	Product Size (mm)
L1218*W75*H73	1	6	1.4	8.4	9.72	123*21.9*15.4	1214*71*69mm
L1815*W75*H73	1	6	2.1	12.6	14.58	183*21.9*15.4	1811*71*69mm
L2407*W75*H73	1	6	2.8	16.8	18.96	242*21.9*15.4	2407*71*69mm

Attentions

1. Non-professionals are prohibited from installing, disassembling and repairing the product.
2. Avoid scratching, distortion and irregular bending of the product during installation; otherwise it may cause irreparable damage to the product.
3. Please use professional cutting tools when cutting.
4. Do not use any acid or alkaline adhesive to fix products.
5. The product is only suitable for indoor dry places, can not be used in outdoor, seaside or wet environment.
6. PC features: Each 10°C rise or drop will make diffuser extend or shrink 0.8mm/m, please confirm before processing and use.